



## Hearings And Appeals

This is an archival or historical document and may not reflect current policies or procedures.

### Average Wait Time Until Hearing Held Report (For the Month of February 2014)

A presentation of the average time (in months) from the hearing request date until a hearing is held for claims pending in the Office of Disability Adjudication and Review's hearing offices. Allows users to estimate the amount of time they may have to wait for a hearing to be held.

| Site Code | Hearing Office      | Hearing Office Times (in Months) |
|-----------|---------------------|----------------------------------|
| SITE CODE | HEARING OFFICE NAME | HEARING OFFICE TIMES IN MONTHS   |
| T1P       | AKRON OH            | 15.0                             |
| X37       | ALBANY              | 12.0                             |
| X12       | ALBUQUERQUE         | 13.0                             |
| X14       | ALEXANDRIA          | 8.0                              |
| T1G       | ANCHORAGE AK        | 7.0                              |
| Y13       | ATLANTA DOWNTOWN    | 15.0                             |
| X83       | ATLANTA NORTH       | 15.0                             |
| T2J       | AUGUSTA GA          | 8.0                              |
| T21       | BALTIMORE           | 17.0                             |
| X60       | BILLINGS            | 11.0                             |
| X77       | BIRMINGHAM          | 14.0                             |
| T24       | BOSTON              | 11.0                             |
| X36       | BRONX               | 11.0                             |
| X69       | BROOKLYN            | 15.0                             |
| X34       | BUFFALO             | 13.0                             |
| Y18       | CHARLESTON SC       | 13.0                             |
|           |                     |                                  |

#### Disclaimer

These data are being made publicly available for research purposes. Any findings and conclusions derived from analyses of these data are attributable to the researcher(s) and do not reflect those of the Social Security Administration.

|     |                  |      |
|-----|------------------|------|
| Y09 | CHARLESTON WV    | 14.0 |
| T27 | CHARLOTTE        | 16.0 |
| X39 | CHARLOTTESVILLE  | 16.0 |
| X49 | CHATTANOOGA      | 14.0 |
| Y26 | CHICAGO          | 13.0 |
| Y27 | CINCINNATI       | 14.0 |
| X85 | CLEVELAND        | 10.0 |
| T75 | COLORADO SPRINGS | 10.0 |
| T2F | COLUMBIA MO      | 14.0 |
| T22 | COLUMBIA SC      | 14.0 |
| X09 | COLUMBUS         | 11.0 |
| T1I | COVINGTON GA     | 12.0 |
| T19 | CREVE COEUR      | 15.0 |
| Y33 | DALLAS DOWNTOWN  | 11.0 |
| T18 | DALLAS NORTH     | 10.5 |
| Y31 | DAYTON           | 10.0 |
| X17 | DENVER           | 11.0 |
| T17 | DETROIT          | 12.0 |
| T40 | DOVER            | 15.0 |
| T26 | ELKINS PARK      | 14.0 |
| X99 | EUGENE           | 12.0 |
| Y30 | EVANSTON         | 13.0 |
| X84 | EVANSVILLE       | 11.0 |
| T20 | FARGO            | 10.0 |
| T1L | FAYETTEVILLE NC  | 14.5 |
| X86 | FLINT            | 11.0 |
| X50 | FLORENCE         | 10.0 |
| T1Z | FORT MYERS FL *  | 17.0 |
| X55 | FORT SMITH       | 7.0  |
| X53 | FORT WAYNE       | 10.0 |
| X81 | FORT WORTH       | 10.0 |
| T2H | FRANKLIN TN      | 12.0 |
| X18 | FRESNO           | 11.0 |

|     |                      |      |
|-----|----------------------|------|
| X07 | FT LAUDERDALE        | 15.0 |
| Y28 | GRAND RAPIDS         | 9.0  |
| Y20 | GREENSBORO           | 15.0 |
| X48 | GREENVILLE           | 14.0 |
| Y10 | HARRISBURG           | 15.0 |
| X68 | HARTFORD             | 13.0 |
| X79 | HATTIESBURG          | 14.0 |
| Y63 | HONOLULU             | 7.0  |
| R38 | HOUSTON NORTH        | 10.0 |
| Y34 | HOUSTON-BISSONNET    | 10.0 |
| X04 | HUNTINGTON           | 13.0 |
| Y29 | INDIANAPOLIS         | 13.0 |
| Y19 | JACKSON              | 12.0 |
| X41 | JACKSONVILLE         | 15.0 |
| X70 | JERICO               | 10.0 |
| T2E | JERSEY CITY          | 11.0 |
| Y08 | JOHNSTOWN            | 11.0 |
| X59 | KANSAS CITY          | 11.0 |
| T23 | KINGSPORT            | 11.0 |
| X51 | KNOXVILLE            | 14.0 |
| X52 | LANSING              | 10.0 |
| X71 | LAS VEGAS            | 9.0  |
| T2I | LAWRENCE MA          | 13.0 |
| X74 | LEXINGTON            | 13.0 |
| X13 | LITTLE ROCK          | 10.0 |
| T1Q | LIVONIA MI           | 12.0 |
| X62 | LONG BEACH           | 11.0 |
| T29 | LOS ANGELES DOWNTOWN | 8.0  |
| T30 | LOS ANGELES WEST     | 10.0 |
| X80 | LOUISVILLE           | 13.0 |
| X05 | MACON                | 17.0 |
| R30 | MADISON              | 10.0 |
|     |                      |      |

|     |                  |      |
|-----|------------------|------|
| Y06 | MANCHESTER       | 13.0 |
| Y61 | MAYAGUEZ         | 6.5  |
| X87 | MCALESTER        | 11.0 |
| Y15 | MEMPHIS          | 12.0 |
| R62 | METAIRIE         | 7.0  |
| X75 | MIAMI            | 17.0 |
| X47 | MIDDLESBORO      | 11.0 |
| X10 | MILWAUKEE        | 15.0 |
| Y24 | MINNEAPOLIS      | 11.5 |
| X78 | MOBILE           | 12.0 |
| X42 | MONTGOMERY       | 12.0 |
| X0W | MORENO VALLEY CA | 9.0  |
| R95 | MORGANTOWN       | 15.0 |
| T1N | MT PLEASANT MI   | 11.0 |
| Y14 | NASHVILLE        | 14.0 |
| Y05 | NEW HAVEN        | 10.0 |
| Y32 | NEW ORLEANS      | 11.0 |
| X82 | NEW YORK         | 11.0 |
| X01 | NEWARK           | 11.0 |
| T0H | NHC ALBUQUERQUE  | 12.0 |
| T0T | NHC BALTIMORE    | 16.0 |
| T0Q | NHC CHICAGO      | 9.0  |
| T0D | NHC FALLS CHURCH | 12.0 |
| T1U | NHC ST LOUIS     | 11.0 |
| X40 | NORFOLK          | 10.0 |
| Y35 | NORWALK          | 12.0 |
| X08 | OAK BROOK        | 10.0 |
| X54 | OAK PARK         | 11.0 |
| X97 | OAKLAND          | 10.0 |
| X56 | OKLAHOMA CITY    | 12.0 |
| X15 | OMAHA            | 14.0 |
| X98 | ORANGE           | 8.0  |
| Y25 | ORLAND PARK      | 11.0 |

|     |                        |      |
|-----|------------------------|------|
| Y21 | ORLANDO                | 12.0 |
| Y23 | PADUCAH                | 12.0 |
| X61 | PASADENA               | 8.5  |
| X11 | PEORIA                 | 12.0 |
| Y11 | PHILADELPHIA           | 14.0 |
| R56 | PHILADELPHIA EAST      | 12.0 |
| X65 | PHOENIX                | 10.0 |
| T1R | PHOENIX NORTH          | 9.0  |
| Y12 | PITTSBURGH             | 13.0 |
| Y62 | PONCE                  | 9.0  |
| X33 | PORTLAND ME            | 14.0 |
| T28 | PORTLAND OR            | 13.5 |
| Y04 | PROVIDENCE             | 7.0  |
| X35 | QUEENS                 | 11.0 |
| X43 | RALEIGH                | 14.0 |
| T2G | RENO NV                | 8.0  |
| X72 | RICHMOND               | 15.0 |
| T1Y | RIO GRANDE VALLEY TX * | 12.0 |
| X38 | ROANOKE                | 13.0 |
| Y77 | ROCHESTER              | 14.0 |
| X63 | SACRAMENTO             | 8.0  |
| X92 | SALT LAKE CITY         | 11.0 |
| X88 | SAN ANTONIO            | 13.0 |
| T25 | SAN BERNARDINO         | 9.0  |
| X19 | SAN DIEGO              | 13.0 |
| X64 | SAN FRANCISCO          | 11.0 |
| Y36 | SAN JOSE               | 10.0 |
| Y60 | SAN JUAN               | 9.0  |
| X96 | SAN RAFAEL             | 10.0 |
| Y37 | SANTA BARBARA          | 11.0 |
| Y22 | SAVANNAH               | 14.0 |
| Y38 | SEATTLE                | 10.0 |
|     |                        |      |

|     |                  |      |
|-----|------------------|------|
| T0B | SEVEN FIELDS     | 13.0 |
| X57 | SHREVEPORT       | 6.0  |
| T16 | SOUTH JERSEY     | 12.0 |
| Y03 | SPOKANE          | 13.0 |
| X67 | SPRINGFIELD MA   | 10.5 |
| X90 | SPRINGFIELD MO   | 9.0  |
| X58 | ST LOUIS         | 14.0 |
| T1K | ST PETERSBURG FL | 15.0 |
| R73 | STOCKTON         | 7.0  |
| X02 | SYRACUSE         | 11.0 |
| T1H | TACOMA WA        | 11.0 |
| T1J | TALLAHASSEE FL   | 15.0 |
| X06 | TAMPA            | 15.0 |
| T1X | TOLEDO OH        | 14.0 |
| T1M | TOPEKA KS        | 11.0 |
| X66 | TUCSON           | 10.0 |
| X89 | TULSA            | 10.0 |
| Y49 | TUPELO           | 17.0 |
| T1W | VALPARAISO IN    | 12.0 |
| X73 | WASHINGTON       | 13.0 |
| X16 | WEST DES MOINES  | 11.5 |
| Y07 | WHITE PLAINS     | 10.5 |
| X91 | WICHITA          | 10.5 |
| X03 | WILKES BARRE     | 12.0 |

\* Satellite Offices reported separately from their parent office.





#### Site Information

[Accessibility](#)  
[Glossary](#)  
[Privacy](#)  
[Report Fraud, Waste or Abuse](#)  
[Site Map](#)

#### Related Sites

[Benefits.gov](#)  
[Disability.gov](#)  
[Healthcare.gov](#)  
[MyMoney.gov](#)  
[Regulations.gov](#)

#### Social Media

|  |   |
|--|---|
|  Facebook |  Get Updates |
|  Twitter  |  Podcasts    |

[Website Policies](#)

[USA.gov](#)

[Other Government Sites](#)

[YouTube](#)

[Photoblog](#)

[Pinterest](#)

[Webinars](#)